



## **2015 Information Booklet for competitors**

**By popular demand - enter as many horses as you wish!**



For more information on Miniature Horses or IMHR Inc., please visit the website: [www.imhr.com.au](http://www.imhr.com.au)

© IMHR Inc 2012/2013/2014/2015

Revised: January 2015

## Table of Contents

Event Overview	3
Day 1—Dressage in Hand	4
Dressage In Hand Pattern	6
Dressage in Hand Score Sheet	7
Day 2—Show Jumping	8
Day 3—Cross Country Obstacle	9

### Important Information

Eventing is physically demanding on both horse and handler. Please consider your horse's fitness level especially if your horse is entered in multiple performance events.

In the interest of competing horses, competitors are advised to warm up their horses in the marshalling area or other allocated warm up area (such as the outdoor arena) prior to commencing all phases of the 3-day event.

The Judge may eliminate any horse they believe is unfit to continue in any of the three disciplines.



## Event Overview

To be held over three days as part of the 2015 National Show. Ribbons awarded to 10th place.

### ***A true test of your horse's fitness, versatility and obedience***

Open to senior horses only - mares, geldings and stallions aged 3 years and over (actual age).

Competitors must be aged 13 or over on the first day of the event.

**Enter as many horses as you wish! The same handler must remain with the same horse across every phase of competition.**

## How it works

The IMHR 3-Day Event is designed to test your horse's ability as an all-rounder. It calls for fitness, athleticism and obedience across three phases comprising:

1 x Dressage In Hand test

1 x Show Jumping round

1 x Cross country/Obstacle course

A detailed explanation of each component and how it is scored is provided in this booklet however as an overall guide, you will GAIN points in dressage and face the possibility of LOSING points in showjumping and cross-country. The winner is the competitor with the highest total score across all three components.

## Enter as many horses as you wish

By popular demand, individual competitors may enter as many horses in the 3DE as they wish. However the **same combination of horse and handler** must complete all three phases, and each horse entered requires payment of a separate entry fee.

**SHOWJUMPING - PLEASE NOTE:** To ensure appropriate jump heights for each horse in the showjumping phase of the 3DE, competitors will complete one round of the national showjumping class in the height category appropriate to their class. Only the results of the first round will be taken into account for the 3DE – if your horse is entered in the national showjumping class, you may continue on to subsequent rounds. But for 3DE competitors only the first showjumping round is necessary.

## Equipment

No bits or whips are to be used in any of the three phases. If your equipment fails and the horse breaks free in ANY phase of the 3DE, you will be eliminated from that leg and be awarded points up to the moment of gear failure.

Your horse's number as allocated in the Show Catalogue must be displayed on the back of the handler. Exhibitors entering the ring without a number or with the incorrect number will be penalised with 5 penalty points.

## Dressage in Hand Phase

It is recommended that horses complete the dressage test in a leather/webbing halter with browband.

Halters must sit flat against the horse's nose - no buckles/knots are to rest on the horse's noseband.

Rope halters must not be used.

No leg bandages in dressage.

The horse may have its mane and/or tail braided.

Handlers may choose between Western or English attire.

**During the dressage phase, all handlers *MUST* wear:**

- Safe, covered footwear
- Gloves
- A hat.



### TIP

Marks are awarded for overall presentation in dressage, and planning your dressage presentation with care provides an opportunity to gain valuable points.

## Day 1—Dressage in Hand (Average time 2 – 3 minutes)

Each movement in the test is scored on a scale from 0 to 10 as shown below:

10 Excellent, 9 Very Good, 8 Good, 7 Fairly Good, 6 Satisfactory, 5 Sufficient, 4 Insufficient, 3 Fairly Bad, 2 Bad, 1 Very Bad, 0 Not Executed.

Points are awarded for:

- Grace, flexibility, and obedience;
- Smoothness of transitions from one gait to another;
- The horse's ability to maintain an even rhythm at each gait, and
- The horse's ability to move forward with impulsion ('active' but not uncontrolled).

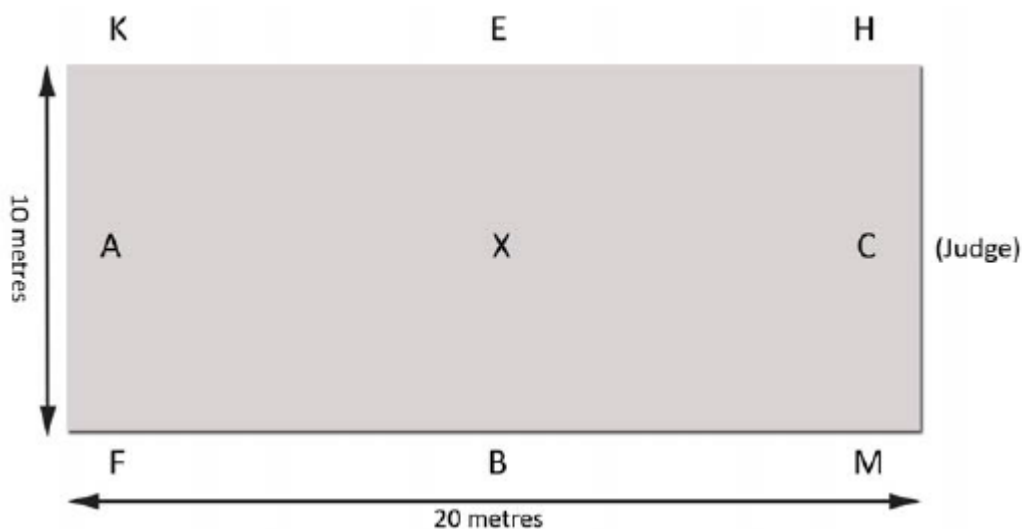
Course errors (performing an incorrect movement) incur penalties: 1st error – 5 points; 2nd error – 10 points; 3rd error – 15 points; 4th error – elimination. A whistle will be blown once to signal a course error – if this occurs the competitor must resume the test from the last correctly completed element. Two whistle blows signals elimination. Points will be gained to the point of elimination.

There are 8 movements, giving each competitor a score out of 80. An additional mark (out of 10) is awarded for presentation of horse and handler plus an additional mark (out of 10) for overall impression and suitability to give a total score out of 100.

**PLEASE NOTE:**

- **The judge's score for your dressage test is final – and is not open to negotiation.**
- **Competitors will need to identify themselves and their exhibit number to the ring steward before commencing their dressage test to ensure correct identification on your personalised score sheet.**
- **Remember, the in-hand dressage test will be held from 1-3pm on Day 2 (Thursday) of the National Show in Ring 2.**

**What does the dressage arena look like?**



Each competitor enters the arena at A and halts at X to salute the judge (who is located outside the arena at 'C') at the start and finish of the test. A salute involves lowering your left arm by your side and nodding your head to the judge. It is not a military style salute. Your horse should stand parallel to you at the salute (points are awarded if the horse stands square though you cannot square the horse yourself as you would in a halter class).

Points will be deducted if you or your horse steps outside the arena during the course of your test.

There is no lunging involved in the test. The handler remains at the horse's left shoulder at all times.

A 'working trot' is a strong energetic trot – though not an extended trot.

A 'free walk' requires the horse to have a longer lead to allow for stretching of the neck while maintaining an active pace without breaking stride.

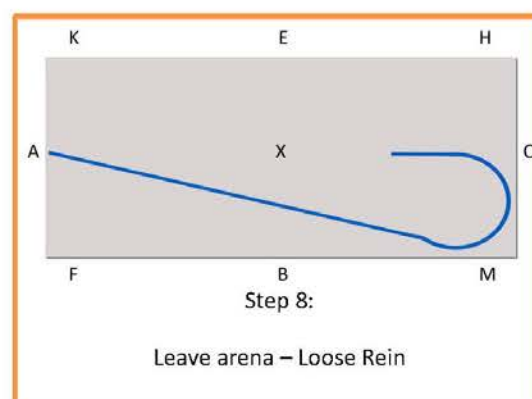
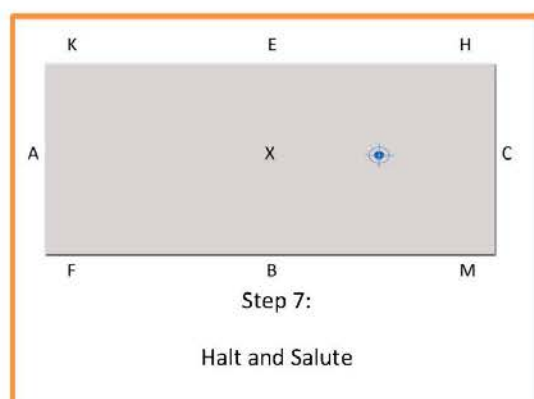
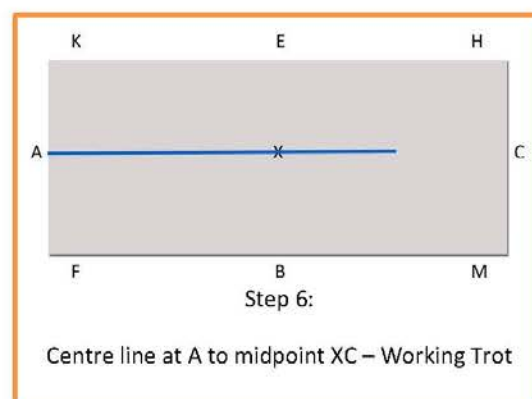
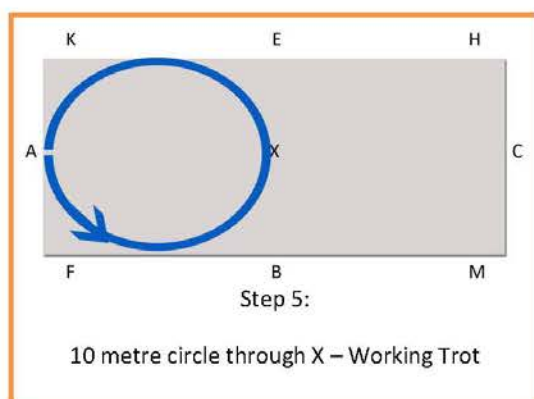
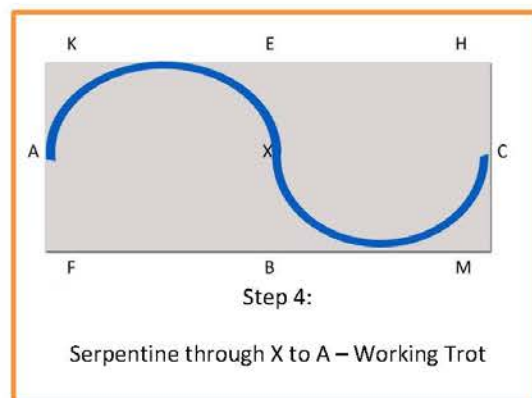
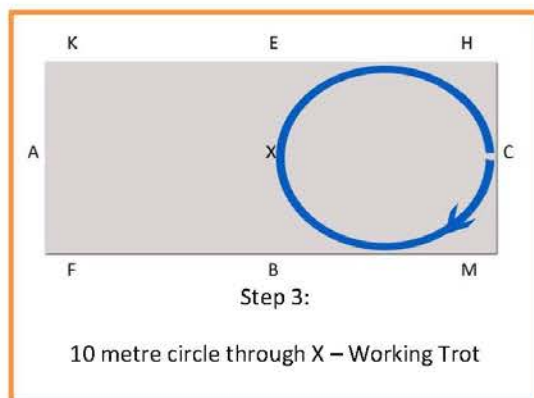
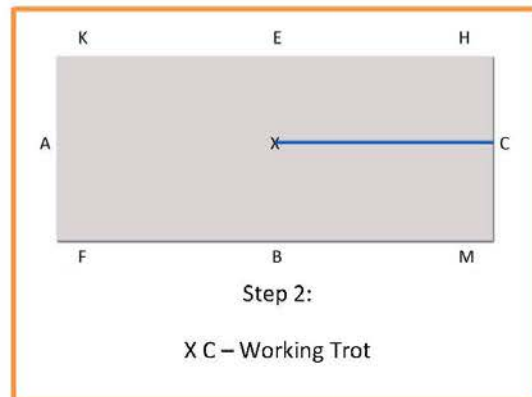
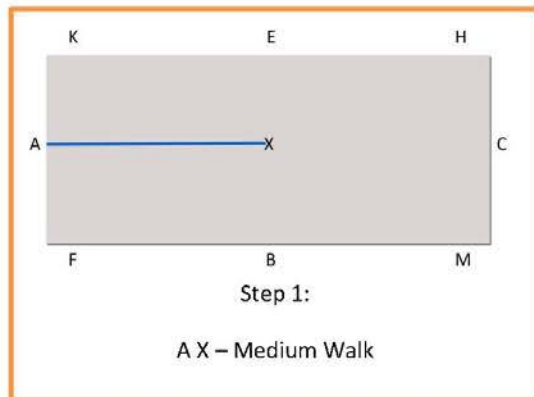
Before practising the test with your horse it is a good idea to walk through the test yourself.

You can choose to memorise the test or have a 'caller', who calls each movement to you from the side of the arena. (It helps if the caller familiarises him/herself with the test first. Event organisers are not available to act as callers)

**Please Note:** EVERY movement noted on the dressage test from 1 through to 8 is scored –you are being marked by the judge from the time you enter at A until you exit at A on completion of your test.

In the event of a tie for the overall 3DE winner, placings will be based on the highest scores earned in dressage for movements 6, followed by movement 1 and finally, movement 4.

## Day 1 – Dressage in hand



## How your dressage test will be scored

<b>Competitor number:</b>				
<b>Movement</b>			<b>What the judge is looking for</b>	<b>Score /10</b>
1	AX	Enter at medium walk	Straightness on centre line, transitions, quality of walk	
2	XC	Working trot	Quality of trot	
3	C	Full circle right 10 metre diameter at working trot	Roundness of circle	
4	CXA	Trot serpentine through X	Quality of trot Roundness of serpentine	
5	A	Full circle right 10 metre diameter at working trot	Roundness of circle	
6	AXC	Working trot up centre line to G	Quality of trot Straightness on centreline	
7	G	Halt and salute	Quality and straightness of halt	
8	C	Track right and exit arena on loose lead	Quality of free walk	
<b>Test Score:</b>				
<b>Presentation of horse and handler (out of 10):</b>				
<b>Overall impression and suitability (out of 10):</b>				
<b>Less penalties: 1<sup>st</sup> – 5 points, 2<sup>nd</sup> – 10 points, 3<sup>rd</sup> – 15 points, 4<sup>th</sup> Elimination</b>				
<b>TOTAL Score:</b>				

## Day 2—Show Jumping

This phase is run as part of the national performance program Show Jumping class. This ensures that each horse completes a course that is height appropriate.

3DE competitors will complete the first round of the national showjumping class in the height category appropriate to their class. Only the results of the first round will be taken into account for the 3DE – if your horse is entered in the national showjumping class, you may continue on to subsequent rounds. But for 3DE competitors only the first showjumping round is necessary.

### Equipment

Normal performance gear and handler attire may be used.

Leg bandages/ bell boots may be worn.

**Scoring will be based on IMHR Showjumping Performance rules –details of these can be found in the Performance Rules Handbook, which can be downloaded from [www.imhr.com.au](http://www.imhr.com.au)**

**Please note: The 3DE entry fee DOES NOT include the show jumping round of the standard performance program.** This is separate to the 3DE and if you wish to compete in stand alone showjumping, you must pay the entry fee for that class in addition to your 3DE entry fee.

### Important!

Competitors attempting to ‘drag’ horses over a jump from the opposite side of the jump in any event will be instantly eliminated.

## Day 3—Cross Country Obstacle

To be held in Ring 2 of the main indoor arena at AELEC from 10am – 12 noon on Day 4 (Saturday) of the 2015 National Show. The obstacle course pattern appears at the end of this section.

### Equipment

Normal performance gear and handler attire may be used.

Leg bandages/ bell boots may be worn.

### The course

**Please note, a walk-through of the course will be conducted at 10am on commencement of this event. The walk through will be announced over the PA system – and competitors are urged to take advantage of this opportunity to walk the course and have any questions answered.**

**ONLY ONE WALK-THROUGH WILL BE CONDUCTED – late arrivals will not have the opportunity to walk the entire course.**

This phase is a test of your horse’s fitness, obedience and confidence in you – the handler. It combines elements of trail (such as trot poles) as well as a variety of jumps.



A selection of obstacles including jumps and trot poles must be attempted in a set pattern.

The maximum jump height is 20 inches – all horses, whether miniature, small horse or little horse, will complete the same course with the same height of jumps. The course is designed so that smaller horses have an advantage in some areas while taller horses have an advantage in other aspects – this gives everyone an equal chance.

### **Timing**

The cross country phase is NOT a race against the clock however the judge may eliminate any horse/handler combination attempting the course at what is deemed to be unsafe speed or with reckless handling.

**The course must be completed at TROT OR CANTER OR A COMBINATION OF BOTH (no walking).**

### **Scoring**

- One refusal/run out – 4 penalty points (points deducted from your overall tally)
- Two refusals/run out – a further 4 penalty points (cumulative penalties of 8 points)
- Three refusals/run out – a further 4 penalty point (cumulative total of 12 penalty points) and Elimination (as denoted by a whistle blow)
  - Knock down of jump—3 penalty points per knock down (a knockdown means the rail must be dislodged - not just rattled). There is no limit to the amount of knock downs that can be incurred.
  - NOTE: Tipping a solid jump such as a barrel will incur 3 penalty points.
- Knocking/touching/tipping/ dislodging ANY course obstacles including cones, trot poles, flower pots and other items that comprise the course - 3 penalty points.
- Elimination – 5 penalty points IN ADDITION to any other penalties incurred to the point of elimination. This is designed to ensure that competitors are not disadvantaged by completing the course rather than being eliminated.

**TIP:** The cross country scoring may appear complex but competitors are urged to focus on clearing the course rather trying to take note of their scores during each round. All scores are recorded and collated separately by both the steward *and* 3DE manager, then compared for accuracy after each competitor has completed their course so you can rest assured your final result is accurately recorded.

**2015 Three Day Event Obstacle Course**

